



figure **401**

ends form threaded Y-type

 **CHECK VALVE zCHE**

body material	nominal pressure	nominal diameter	max. temperature
D nodular cast iron	C 16 bar	DN 25-80	70°C



FEATURES

- very slight pressure drop
- fill bore
- self cleaning
- silent
- horizontal and vertical installation

APPLICATION

- heavy, thick and viscous fluids
- dirty water

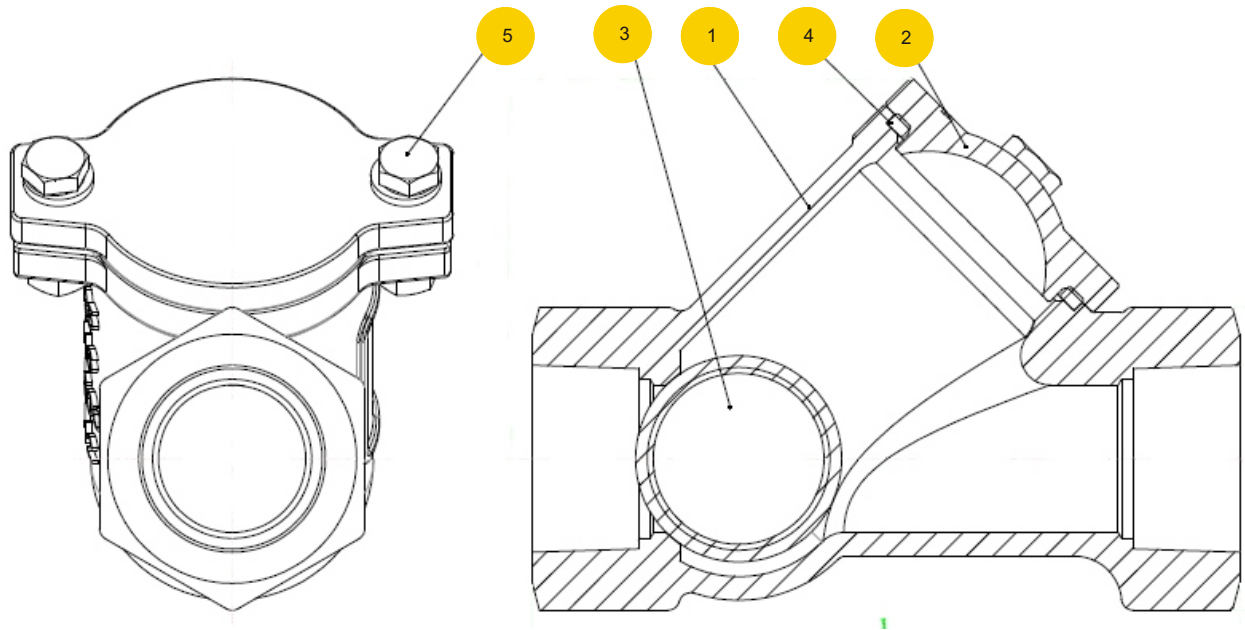
Data given can be changed without notice.

Edition 07/2016



figure	401
ends form	threaded Y-type

MATERIALS



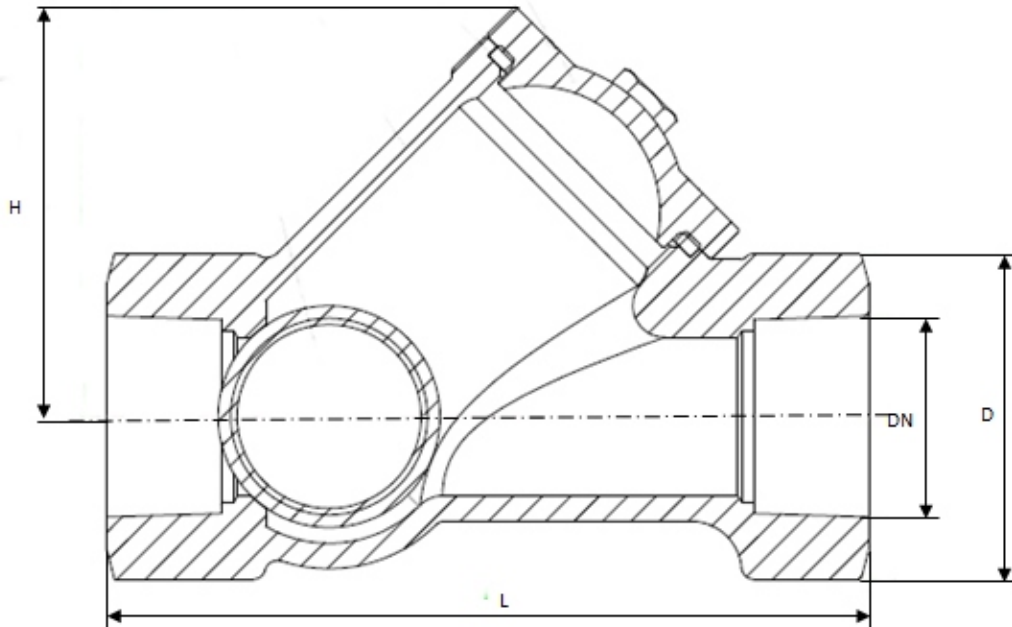
	body material	D
	type	55
1	body	EN-GJS-500-7 5.3200 (ex.JS 1050)
2	cover	EN-GJS-500-7 5.3200 (ex.JS 1050)
3	ball	aluminium NBR covered
4	O - ring	NBR
5	bolt	AISI 304
	max. temperature	70°C

* on request max. temperature 120°C



figure

401

ends
formthreaded
Y-type**DIMENSIONS**


DN	L	H	D1	Kvs	
mm	kg				
25	120	64	45	-	1,5
32	135	72	50	24	2,0
40	145	85	60	54	2,7
50	175	100	70	70	3,5
65	200	125	90	115	5,0
80	248	160	108	185	7,6



figure	401
ends form	threaded Y-type

TYPES

figure	body material	nominal diameter DN	nominal pressure PN	type
401	D nodular cast iron EN-GJS-500-7	25-80 mm	C 16bar	55 Tmax 70 °C * metal NBR coated ball metal/NBR seat epoxy paint

ORDERING

To place an order please use our product number (index)

figure	body material	nominal diameter DN	nominal pressure PN	type
401	D	032	C	55

ORDER EXAMPLE

	401	D	032	C	55
check valves, ends threaded, form Y-type	401				
nodular cast iron EN-GJS-500-7		D			
nominal diameter DN32			032		
nominal pressure PN16				C	
metal NBR coated ball metal/NBR seat					55