

**figure 288**ends
formflanged
angle**CHECK VALVE zCHE**

body material	nominal pressure	nominal diameter	max. temperature
A grey cast iron	C 16 bar	DN 15-300	300°C
C nodular cast iron	C 16 bar	DN 15-200	350°C
	D 25 bar	DN 15-80	350°C
E bronze	A 6 bar	DN 250-300	225°C
	B 10 bar	DN 150-200	225°C
	C 16 bar	DN 15-125	225°C



correspond to the pressure equipment directive 2014/68/UE
marking CE for DN≥32

FEATURES

- closing tightness acc. to EN -12334
- compact settlement
- environment-friendly
- no maintenance
- face-to-face dimension according to EN 558 series 8
- flanges drilled according to EN 1092-2

APPLICATION

- hot and cold water plants
- steam plants
- industrial technologies
- neutral fluids
- heat and refrigerating engineering,

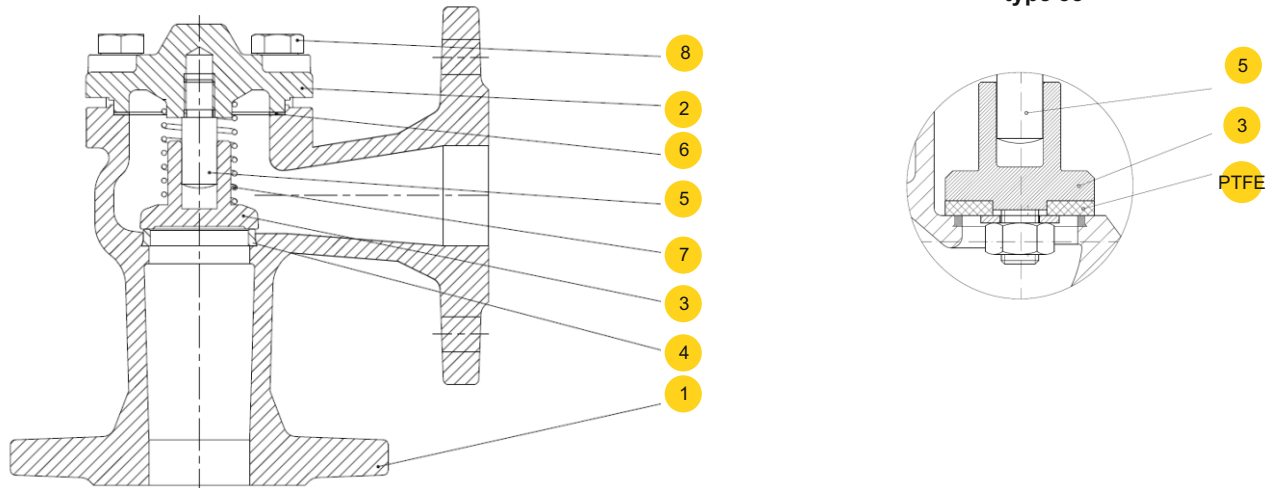
Data given can be changed without notice.

Edition 06/2016



figure 288
ends form flanged angle

MATERIALS



	body material	A	C	A	C	E
	type	31; 41		33,43		32
1	body	EN – GJL-250 5.1301(ex.JL1040)	EN – GJL-400-18 5.3103 (ex.JS 1025)	EN – GJL-250 5.1301(ex.JL1040)	EN – GJL-400-18 5.3103 (ex.JS 1025)	CuSn5Zn5Pb5-C
2	cover	EN – GJL-250 5.1301(ex.JL1040)	EN – GJL-400-18 5.3103 (ex.JS 1025)	EN – GJL-250 5.1301(ex.JL1040)	EN – GJL-400-18 5.3103 (ex.JS 1025)	CuSn5Zn5Pb5-C
3	disc	X20Cr13 1.4021		CuSn10		DN15-32 CuZn35Ni DN40-300 CuSn5Zn5Pb5-C
4	seat ring	X12Cr13 1.4006		CuSn10		CuSn5Zn5Pb5-C
5	stem	X20Cr13 1.4021		CuSn10		DN15-32 CuZn35Ni DN40-300 CuSn5Zn5Pb5-C
6	gasket	graphite CrNi				FA1
7	spring	X17CrNi16-2 1.4057		CuSn6		-
8	hexagon bolt	8.8 A2A				
max. temperature		300°C	350°C	225°C		

* on request max. temperature 200°C

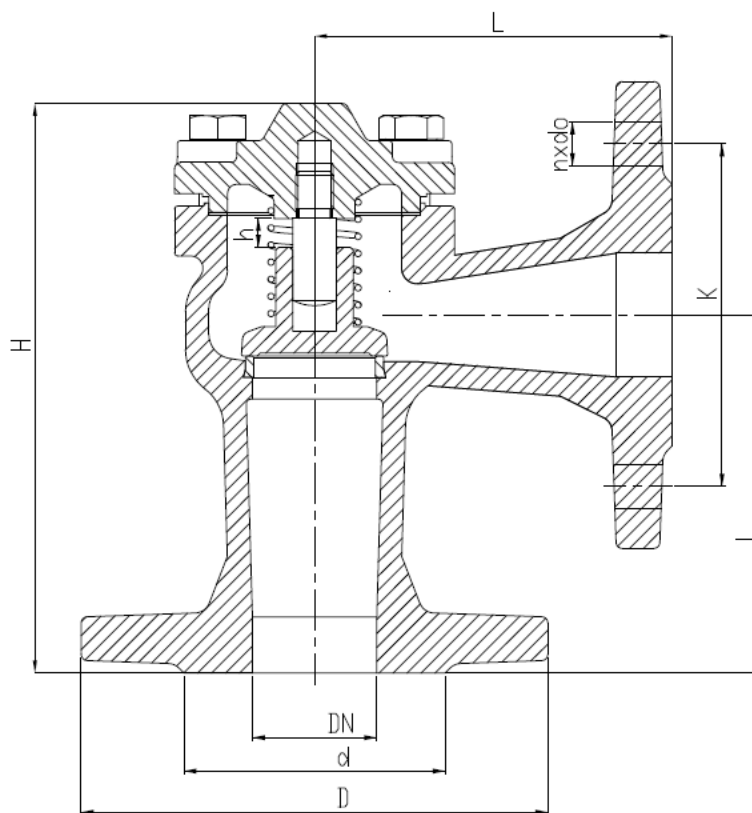


figure **288**

ends
form

flanged
angle

DIMENSIONS



DN	PN 16 PN 25	PN 16				PN 25				PN 16 PN 25	A, C	E	A, C
	L	D	d	K	nxdo	D	d	K	nxdo	H			Kv
mm											kg		m ³ /h
15	90	95	46	65	4x14	95	46	65	4x14	140	2,1	2,3	5,9
20	95	105	56	75	4x14	105	56	75	4x14	142	2,7	3,5	10,7
25	100	115	65	85	4x14	115	65	85	4x14	157	3,8	4,0	15,1
32	105	140	76	100	4x19	140	76	100	4x19	165	5,5	5,0	22,3
40	115	150	84	110	4x19	150	84	110	4x19	185	7,4	7,5	28,0
50	125	165	99	125	4x19	165	99	125	4x19	198	9,5	10,0	52,0
65	145	185	118	145	4x19	185	118	145	8x19	224	15,0	14,0	91,3
80	155	200	132	160	8x19	200	132	160	8x19	237	20,0	17,0	133
100	175	220	156	180	8x19	-	-	-	-	292	29,0	20,0	214
125	200	250	184	210	8x19	-	-	-	-	329	41,0	30,0	330
150	225	285	211	240	8x23	-	-	-	-	363	66,0	40,0	483
200	275	340	266	295	12x23	-	-	-	-	452	111	80	865
250	325	405	319	355	12x28	-	-	-	-	535	196	130	1295
300	375	460	370	410	12x28	-	-	-	-	635	302	180	2013

Data given can be changed without notice.

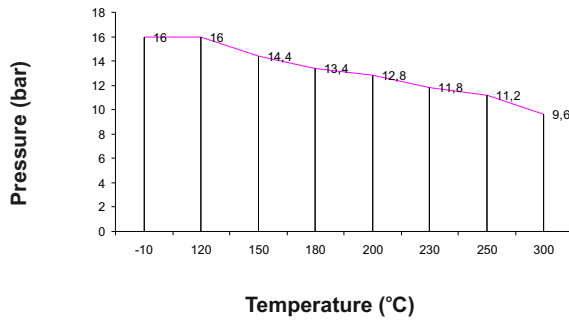
Edition 06/2016



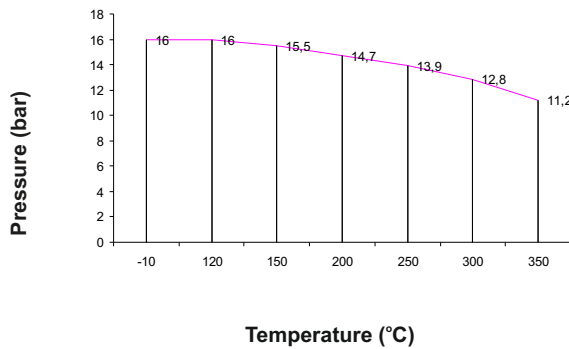
figure **288**

ends form flanged angle

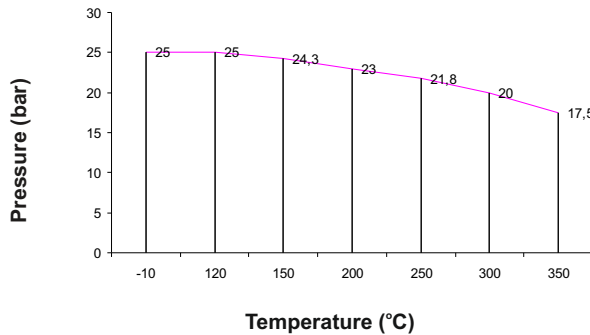
PRESSURE-TEMPERATURE RATINGS



Allowed working conditions range
PN 16 EN-GJL-250



Allowed working conditions range
PN 16 EN-GJS-400-18-LT



Allowed working conditions range
PN 25 EN-GJS-400-18-LT



figure 288
ends form flanged angle

TYPES

figure	body material	nominal diameter DN	nominal pressure PN	type
288	A grey cast iron EN-GJL-250	15-300 mm	C 16bar	31 Tmax 300 °C loose disc with spring stem, disc and seat ring - stainless steel
		15-300 mm	C 16bar	41 Tmax 300 °C loose disc without spring stem, disc and seat ring - stainless steel
		15-300 mm	C 16bar	33 Tmax 225 °C loose disc with spring stem, disc and seat ring - bronze
		15-300 mm	C 16bar	43 Tmax 225 °C loose disc without spring stem, disc and seat ring - bronze
		15-150 mm	C 16bar	38 Tmax 200 °C loose disc with spring stem, disc and seat ring - stainless steel disc gasket PTFE
	C nodular cast iron EN-GJS-400-18-LT	15-200 mm	C 16bar	31 Tmax 350 °C loose disc with spring stem, disc and seat ring - stainless steel
		15-200 mm	C 16bar	41 Tmax 350 °C loose disc without spring stem, disc and seat ring - stainless steel
		15-200 mm	C 16bar	33 Tmax 225 °C loose disc with spring stem, disc and seat ring - bronze
		15-200 mm	C 16bar	43 Tmax 225 °C loose disc without spring stem, disc and seat ring - bronze
		15-150 mm	C 16bar	38 Tmax 200 °C loose disc with spring stem, disc and seat ring - stainless steel disc gasket PTFE
		15-80 mm	D 25bar	31 Tmax 350 °C loose disc with spring stem, disc and seat ring - stainless steel
		15-80 mm	D 25bar	41 Tmax 350 °C loose disc without spring stem, disc and seat ring - stainless steel
		15-80 mm	D 25bar	33 Tmax 225 °C loose disc with spring stem, disc and seat ring - bronze
		15-80 mm	D 25bar	43 Tmax 225 °C loose disc without spring stem, disc and seat ring - bronze
		15-80 mm	D 25bar	38 Tmax 200 °C loose disc with spring stem, disc and seat ring - stainless steel disc gasket PTFE

Data given can be changed without notice.

Edition 06/2016



figure **288**
ends form flanged angle

WYKONANIA / TYPES


figure	body material	nominal diameter DN	nominal pressure PN	type
288	E bronze CuSn5Zn5Pb5-C	15-125 mm	C 16bar	32 Tmax 225 °C loose disc with spring • stem- brass, disc and seat ring - bronze
		150-200 mm	B 10bar	32 Tmax 225 °C loose disc with spring • stem- brass, disc and seat ring - bronze
		250-300 mm	A 6bar	32 Tmax 225 °C loose disc with spring • stem- brass, disc and seat ring - bronze

ORDERING

To place an order please use our product number (index)



ORDER EXAMPLE



Data given can be changed without notice.

Edition 06/2016