



figure

237

ends
formwelded
straight **BELLOW VALVE zBEL**

body material	nominal pressure	nominal diameter	max temperature
F cast steel	E 40 bar	DN 15-100	450°C
I cast stainless steel	E 40 bar	DN 15-100	400°C



correspond to the pressure equipment directive 2014/68/UE
marking CE for DN≥32

FEATURES

- high tightness (leakproofness class - A acc. to EN - 12266 - 1)
- compact settlement
- environment friendly
- tests acc. to EN - 12266 - 1
- face-to-face dimension according to EN 558 series 1

APPLICATION*

- industry
- shipbuilding industry
- heating
- refrigeration and air conditioning
- glycol
- industrial water
- diathermic oil
- steam
- compressed air
- neutral fluids

* not all of the applications are suitable for all of the executions

Data given can be changed without notice.

Edition 12/2016



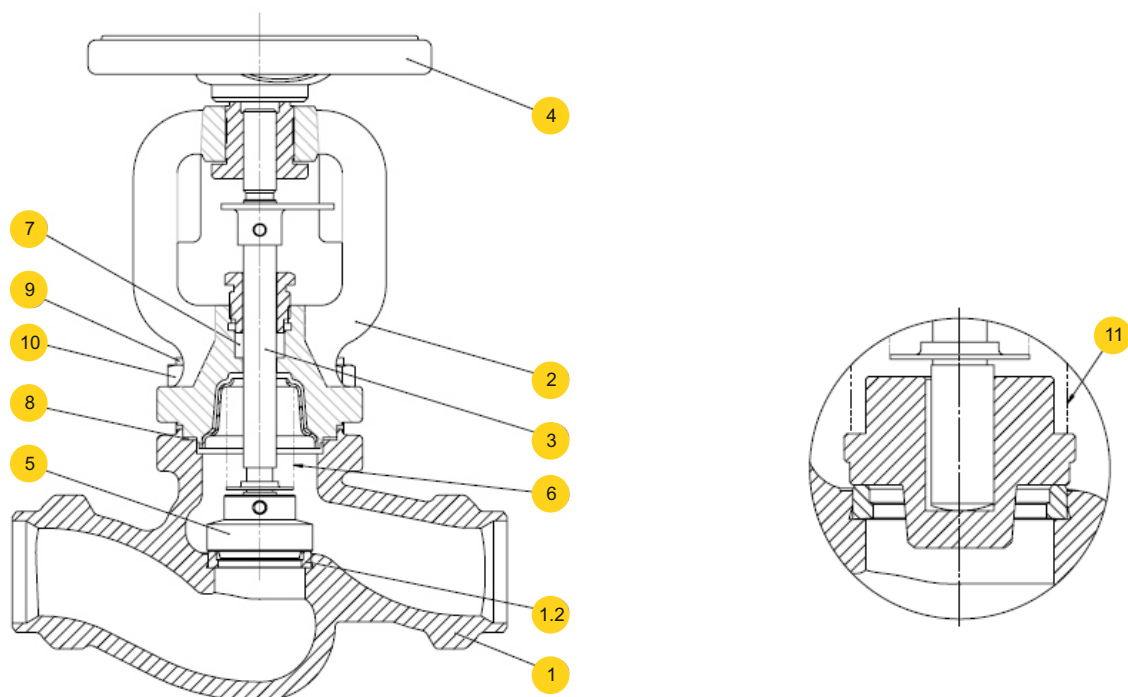
figure

237

ends
form

welded
straight

MATERIALS



	body material	F	I
	type	01; 04; 31	09; 10; 40
1	body	GP240GH 1.0619	G-X5CrNiMo19-11-2 1.4408
1.2	seat ring	DN15 50 X20Cr13 1.4021 DN65- 200 stellite	DN15 50 X5CrNiMo 17-12-2 1.4401 DN65 -200 padding weld
2	bonnet	GP240GH 1.0619	G-X5CrNiMo19-11-2 1.4408
3	stem	X20Cr13 1.4021	X6CrNiMoTi17-12-2 1.4571
4	hand-wheel	steel	
5	disc	X20Cr13 1.4021	X6CrNiMoTi17-12-2 1.4571
6	bellow	X6CrNiMoTi17-12-2 1.4571	
7	gland packing	graphite	
8	bonnet gasket	graphite+CrNiSt	
9	stud bolt	24CrMo4	A4-70
10	nut	C35E 1.1181	A4
11	spring	X17CrNi16-2 1.4057	
	max temperature	450°C	400°C

Data given can be changed without notice.

Edition 12/2016



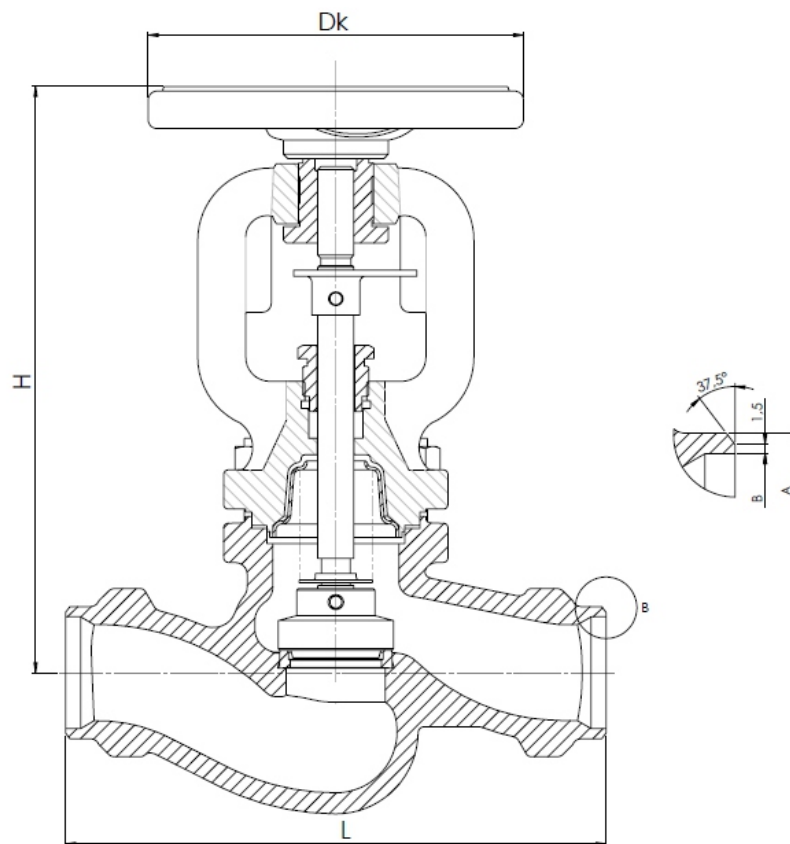
figure


237

ends
formwelded
straight

ZETKAMA

DIMENSION



DN	L	H	Dk	A	B	
mm						kg
15	130	190	125	22	17,3	3,0
20	150	190	125	28	22,3	3,3
25	160	190	125	35	28,5	3,6
32	180	195	125	44	37,2	4,0
40	200	240	200	50	43,1	7,2
50	230	240	200	61	54	8,1
65	290	270	250	77	68,9	13,0
80	310	300	250	91	80,9	18,0
100	350	450	300	117	104,3	34,7

Data given can be changed without notice.

Edition 12/2016



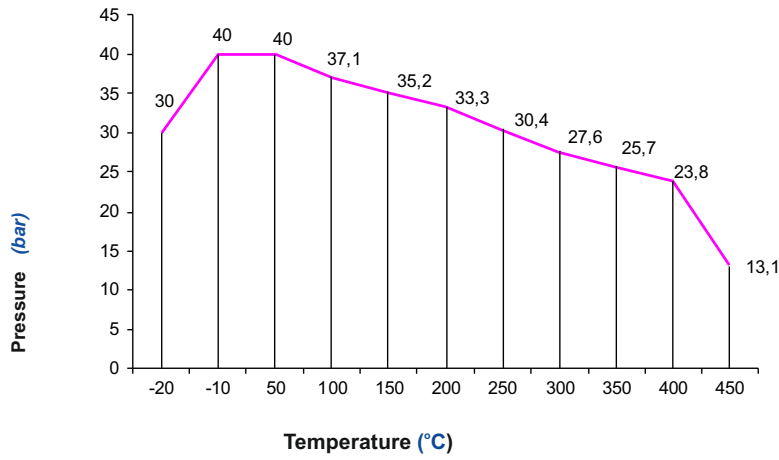
figure

237

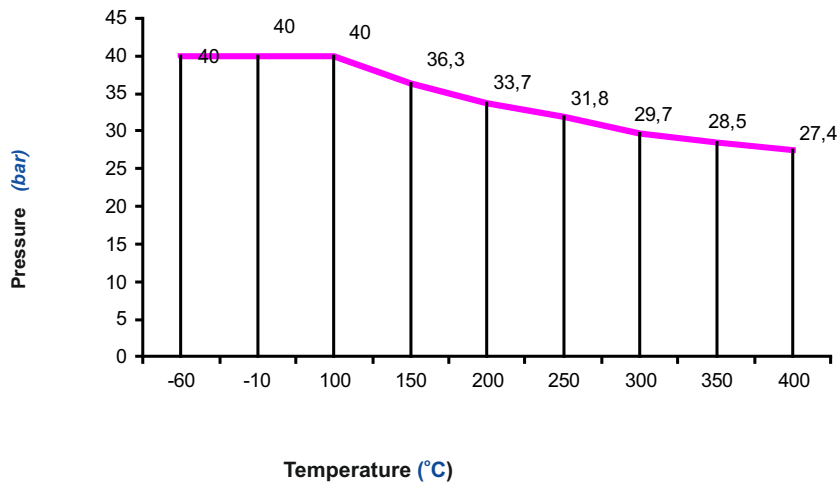
ends
form

welded
straight

PRESSURE-TEMPERATURE RATINGS



Allowed working conditions range
PN 40 GP24GH 1.0619



Allowed working conditions range
PN 40 G-X5CrNiMo 19-11-2 1.4408



figure	237
ends form	welded straight

TYPES

figure	body material	nominal diameter DN	nominal pressure PN	type
237	F cast steel GP240GH	15-100 mm	E 40bar	01 • stop valve Tmax 450 °C
		15-100 mm	E 40bar	31 • stop check valve Tmax 450 °C
	I cast stainless steel G-X5CrNiMo 19-11-2	15-100 mm	E 40bar	10 • stop valve Tmax 400 °C
		15-100 mm	E 40bar	40 • stop check valve Tmax 400 °C

ORDERING

To place an order please use our product number (index)

figure	body material	nominal diameter DN	nominal pressure PN	type
237	F	040	E	01

ORDER EXAMPLE

	237	F	040	E	01
Bellow sealed stop valve, ends welded, form straight	237				
cast steel GP240GH		F			
nominal diameter DN40			040		
nominal pressure PN40				E	
stop valve					01