



figure

112

ends
formflanged
straight**GATE VALVE zGAT**

body material	nominal pressure	nominal diameter	max. temperature
D nodular cast iron	C 16 bar	DN 40-300	40°C



*Hygienic certificate PZH
INIG*

FEATURES

- high tightness (leakproofness class - A acc.to EN -12266 - 1)
- tests acc. to EN - 12266 - 1
- face of face dimensions: series F5 acc. to DIN 3202
- flange and connections: EN-1092-2, DIN 2501
- fusion bonded polyester coating RAL 5015 or other acc. to customer's request
- coating tightness: 250µm.
- drilling of flanges PN 10/16

APPLICATION

- instalation for water
- non-aggressive sewage
- horizontal or vertical pipelines

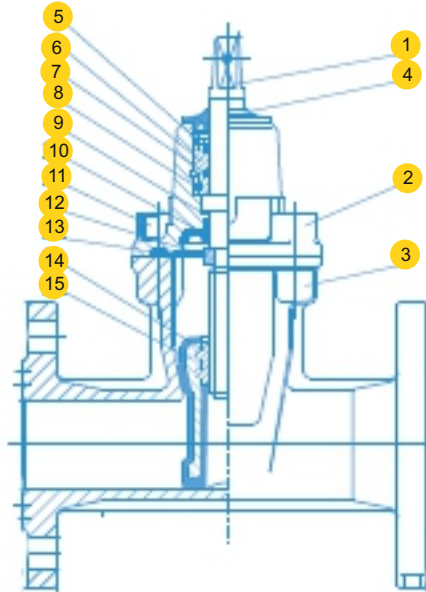
Data given can be changed without notice.

Edition 06/2016



figure	112
ends form	flanged straight

MATERIALS



	body material	D
	type	56-I
1	body	EN- GJS-500-7 5.3200 (ex.JS1050)
2	cover	EN- GJS-500-7 5.3200 (ex.JS1050)
3	mandrel	X20Cr13
4	seal	EPDM or NBR
5	protective ring	X5CrNi18-10
6	screw plug	CuZn39Pb1
7,8	O-ring	EPDM or NBR
9	lower pad	Poliamid PA6
10	lower seal	EPDM or NBR
11	cover screw	galvanized steel
12	retaining nut	CuZn39Pb1
13	cover seal	EPDM or NBR
14	nut	CuZn39Pb1
15	wedge	covered EPDM or NBR
	max.temperature	40°C

* On request gate valves may be made of ductile cast iron EN-GJS-400-15

** On customer request

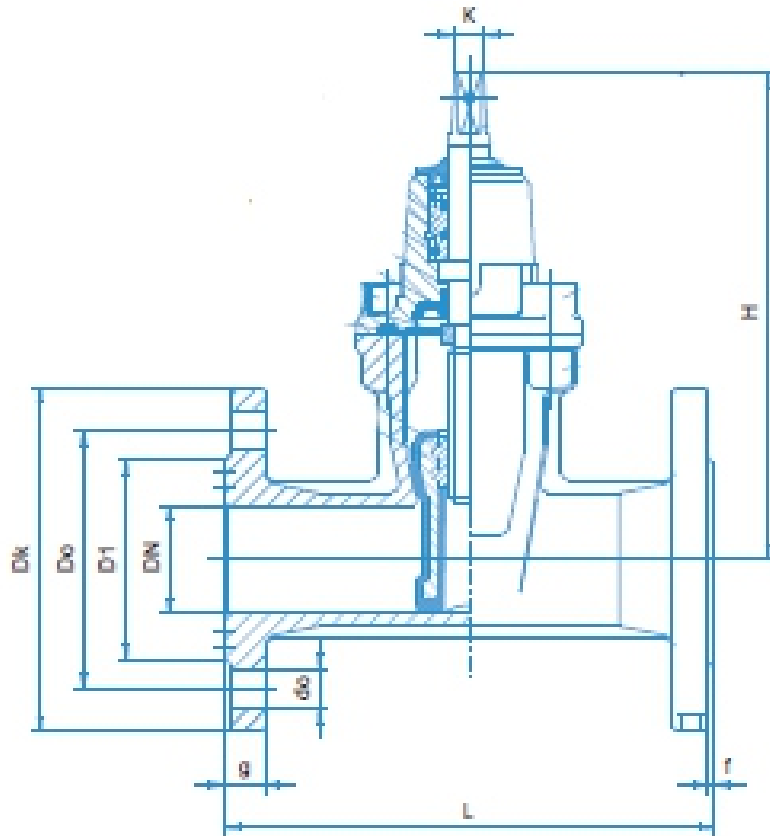
Data given can be changed without notice.

Edition 06/2016



figure **112**
 ends flanged
 form straight

DIMENSIONS



DN	H	L	K	Dk	Do	D1	g	f	n	do	
											kg
40	220	240	14	150	110	83	19	3	4	19	10
50	235	250	14	165	125	102	19	3	4	19	11,6
65	270	270	17	185	145	118	19	3	4	19	16,2
80	290	280	17	200	160	138	19	3	8/4	19	18,7
100	330	300	19	220	180	158	19	3	8	19	24,6
125	365	325	19	250	210	184	19	3	8	19	31,5
150	400	350	19	285	240	212	19	3	8	23	37,7
200	490	400	24	340	295	268	20	3	12	23	69,5
250	580	450	27	400	355	320	22	3	12	28	108
300	655	500	27	455	410	370	24,5	4	12	28	140

*

* mass without handwheel

Data given can be changed without notice.

Edition 06/2016



figure	112
ends form	flanged straight

TYPES

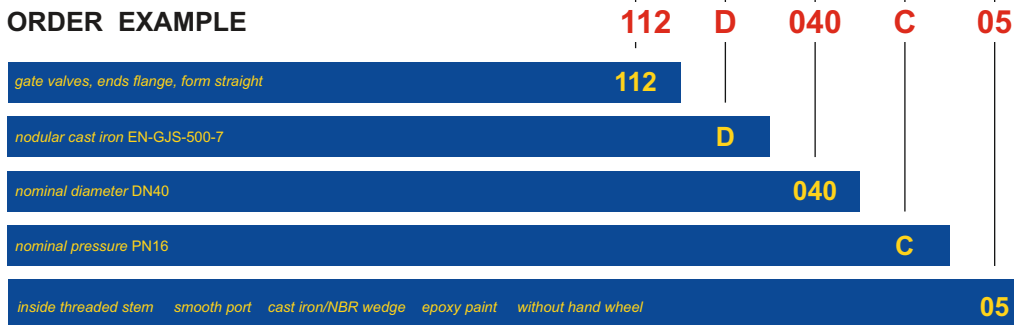
figure	body material	nominal diameter DN	nominal pressure PN	type
112	D nodular cast iron EN-GJS-500-7	40-300 mm	C 16bar	<p>05 Tmax 40 °C</p> <p>inside threaded stem smooth port cast iron/NBR wedge epoxy paint without hand wheel</p>
				<p>06 Tmax 40 °C</p> <p>inside threaded stem smooth port cast iron/EPDM wedge epoxy paint without hand wheel</p>
				<p>55 Tmax 40 °C</p> <p>inside threaded stem smooth port cast iron/NBR wedge epoxy paint with hand wheel</p>
				<p>56 Tmax 40 °C</p> <p>inside threaded stem smooth port cast iron/EPDM wedge epoxy paint with hand wheel</p>

ORDERING

To place an order please use our product number (index)



ORDER EXAMPLE



Data given can be changed without notice.

Edition 06/2016